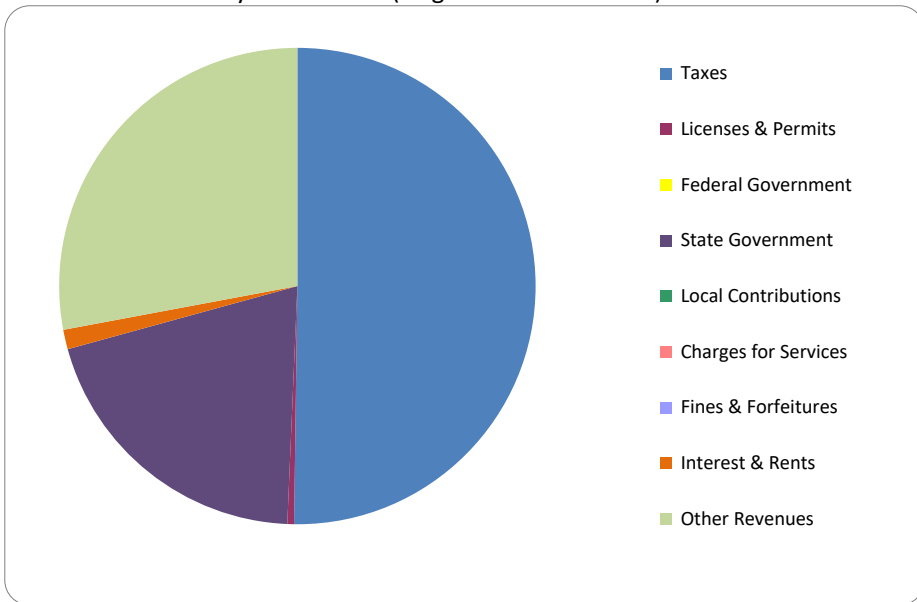


CITIZEN'S GUIDE TO LOCAL UNIT FINANCES - ()

REVENUES

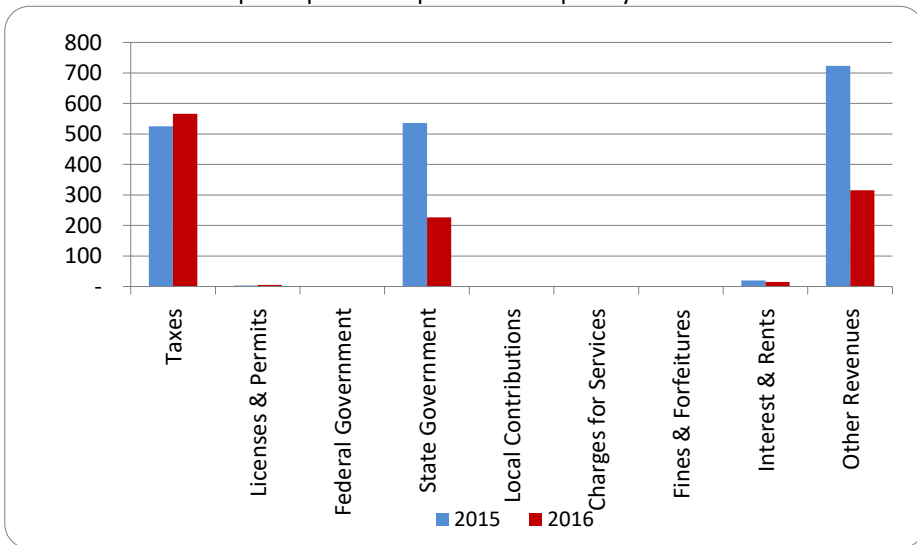
1. Where our money comes from (all governmental funds)



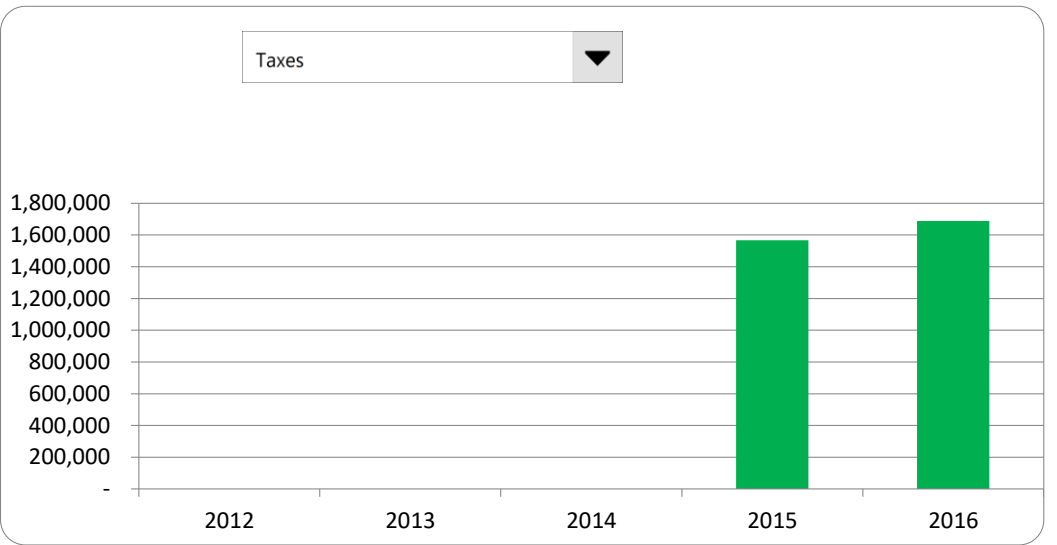
2. Compared to the prior year

	<u>2015</u>	<u>2016</u>	<u>% change</u>
Taxes	\$ 1,567,167	\$ 1,689,150	7.78%
Licenses & Permits	9,199	15,304	66.37%
Federal Government	-	-	N/A
State Government	1,598,114	674,450	-57.80%
Local Contributions	-	-	N/A
Charges for Services	-	-	N/A
Fines & Forfeitures	-	-	N/A
Interest & Rents	59,541	44,601	-25.09%
Other Revenues	2,155,871	939,876	-56.40%
Total Revenues	\$ 5,389,892	\$ 3,363,381	-37.60%

3. Revenue sources per capita - compared to the prior year



4. Historical trends of individual sources



Commentary:

For more information on our unit's finances, contact Craig Bessinger at 616.842.5803.